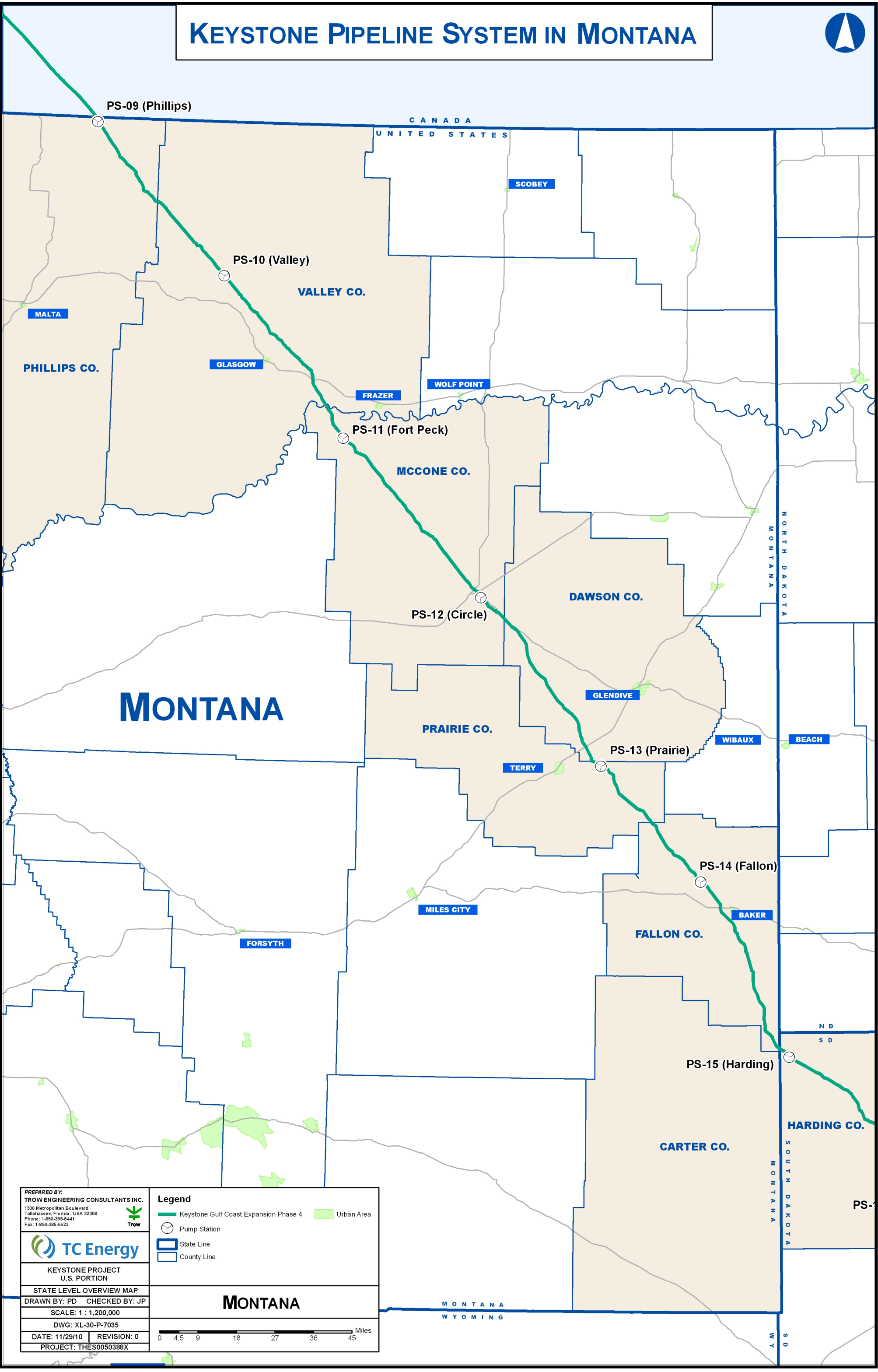



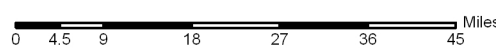


KEYSTONE PIPELINE SYSTEM IN MONTANA



<p>PREPARED BY: TROW ENGINEERING CONSULTANTS INC. 1300 Metropolitan Boulevard Tallahassee, Florida, USA 32308 Phone: 1-850-385-6441 Fax: 1-850-385-6523</p> 		<p>Legend</p> <ul style="list-style-type: none"> — Keystone Gulf Coast Expansion Phase 4 ■ Urban Area  Pump Station State Line County Line 	
		<p>MONTANA</p> 	
<p>KEYSTONE PROJECT U.S. PORTION</p>			
<p>STATE LEVEL OVERVIEW MAP</p>			
<p>DRAWN BY: PD CHECKED BY: JP</p>			
<p>SCALE: 1 : 1,200,000</p>			
<p>DWG: XL-30-P-7035</p>			
<p>DATE: 11/29/10 REVISION: 0</p>			
<p>PROJECT: THES0050388X</p>			